



Dual setpoints with programmable model for delay interval, timed pulse, and repeat cycle operation

The SX410 and the SX430 are dual setpoint timers featuring an inhibit function that allows the timing operation of the units to be stopped without resetting the timed value or the outputs.

The many operating modes and the four time ranges are programmed using rocker switches on the back of the unit. This programming method provides both simplicity and security. The front panel display has a prompted programming routine that shows the user how to program variables such as setpoints and the display cycle progress direction.

Some of the other features of the SX410 and the SX430 timers include:

- NEMA 4 Hosedown Test rated
- Eight output operating modes programmable for one or both outputs
- Programmable Early Trip prewarn operation
- Time inhibit input
- LED indicators for output status
- Setpoint to zero or zero to setpoint cycle progress indication
- Front panel and remote reset inputs
- Keypad lock function
- Nonvolatile memory (NOVRAM) for program and data retention
- Removable terminal blocks for wiring connections
- +12 VDC, 75 milliamp sensor power supply

SPECIFICATIONS

Time Ranges:

SX410

Sym.	Maximum Range	Minimum Setting
1	99.99 Sec.	.01 Sec.
2	999.9 Sec.	.1 Sec.
3	99 Min.: 59 Sec.	1 Sec.
4	99 Hr.: 59 Min.	1 Min.

SX430

Sym.	Maximum Range	Minimum Setting
1	99.99 Min.	.01 Min.
2	999.9 Min.	.1 Min.
3	99.99 Hr.	.01 Hr.
4	999.9 Hr.	.1 Hr.

Operating Voltage/Frequency: A6 - 120 VAC, 50/60 Hz
B6 - 240 VAC, 50/60 Hz

Setting Accuracy: ±0.05% of setting or 50 ms, whichever is larger

Repeat Accuracy: ±0.001% of setting or 35 ms, whichever is larger

Programmed Pulse: .01 to 99.99 seconds

Reset Time: 15 ms

Power on Response: 200 ms max.

Operating Temperature: +32° to +122°F (0° to +50°C)

Sensor Power Supply: +12 VDC, 75 milliamps

Output Rating: Relay: 5 amp (resistive), 10 to 264 VAC

Vibration: Unit function is unaffected by 2.5G sinusoidal vibration magnitude in both directions of the perpendicular mounting axes imposed from 10 to 100 Hz

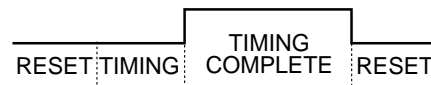
Static Discharge: Unit function is unaffected by a constant 3600 volt peak, 60 Hz discharge applied to the grounded front plate at a relative humidity of less than 25%

Transient Protection: Immune to 2500 volts peak transients up to 50 microseconds in duration

OUTPUT 1 OPERATING MODES

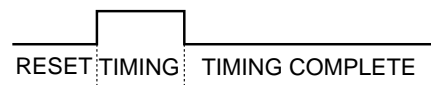
ON-Delay

Output 1 is energized at the end of the timing cycle.



Interval

Output 1 is energized during the timing cycle.



The ON Delay and interval modes are also available with totalization. In these modes, the display will continue to indicate time registered after the timing cycle is complete.

OUTPUT 1 OPERATING MODES CONT.

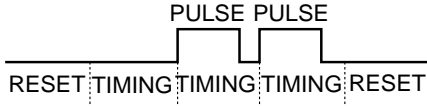
ON Timed Pulse Output

Output 1 is energized for a programmable pulse time up to 99.99 seconds at the end of the timing cycle.



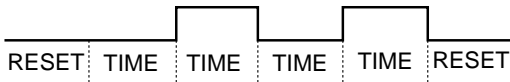
Timed Pulse and Repeat

Output 1 is energized for a programmable pulse time up to 99.99 seconds at the end of the timing cycle with the time cycle automatically repeating.



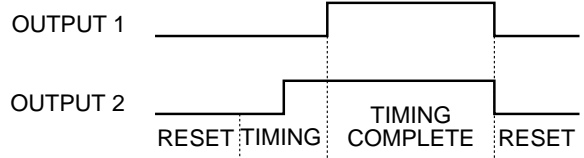
Repeat Cycle, ON or OFF Time Cycle First

Output 1 is energized and deenergized in repeating operation with either the ON or OFF time period first. The time periods are equal length. Unequal length time intervals can be obtained using the Early Trip prewarn output.

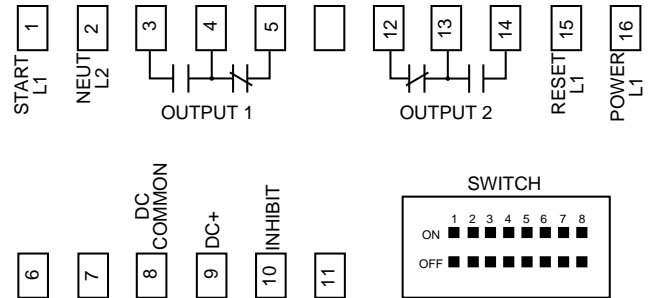


OUTPUT 2 OPERATING MODES

Output 2 can be programmed to operate in parallel with Output 1, providing DPDT relay operation from the two SPDT relays, or it can be programmed as an Early Trip prewarn output that is energized at a predetermined time before the end of the cycle. An example of Early Trip prewarn output with the ON Delay mode for Output 1 is shown here for reference.

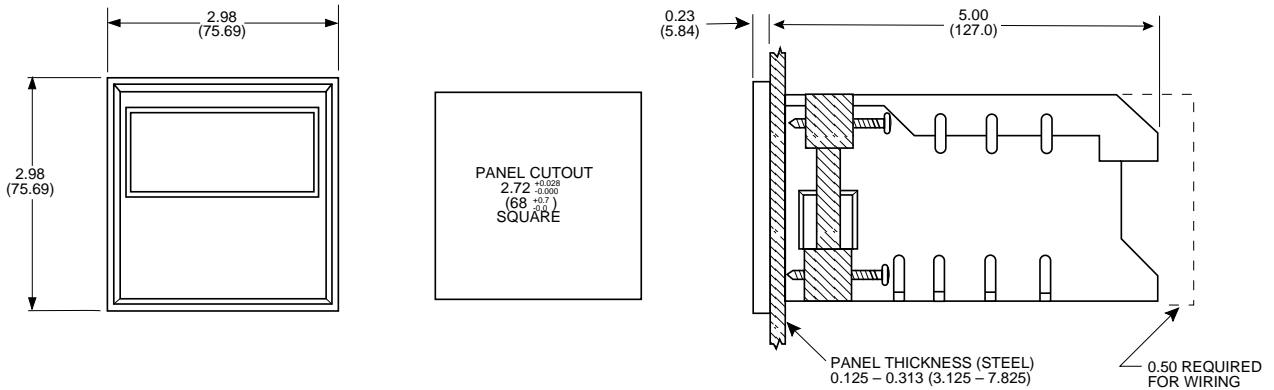


TERMINAL ASSIGNMENTS



MOUNTING

The SX400 timer uses two removable mounting clips with adjustable screws to mount the enclosure in a panel as shown below.



ORDERING INFORMATION

OUTPUT TYPE		VOLTAGE & FREQUENCY	
Sym.	Description	Sym.	Description
10	Time Ranges: 99.99 Sec., 999.9 Sec., 99 Min.: 59 Sec., and 99 Hr.: 59 Min.	A6	120 VAC, 50/60 Hz
30	Time Ranges: 99.99 Min., 999.9 Min., 99.99 Hr., and 999.9 Hr.	B6	240 VAC, 50/60 Hz