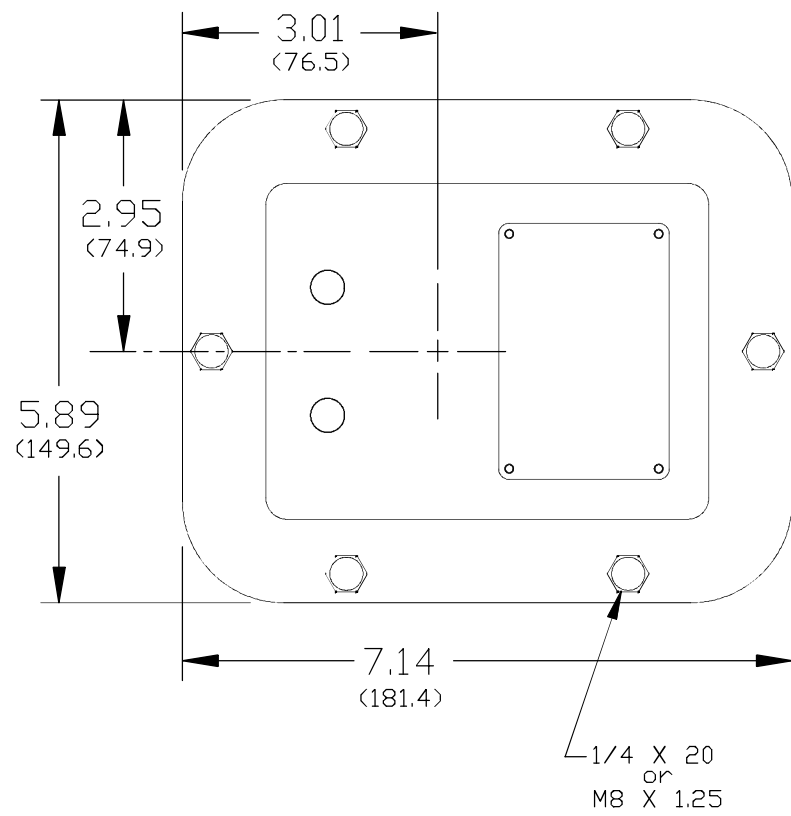
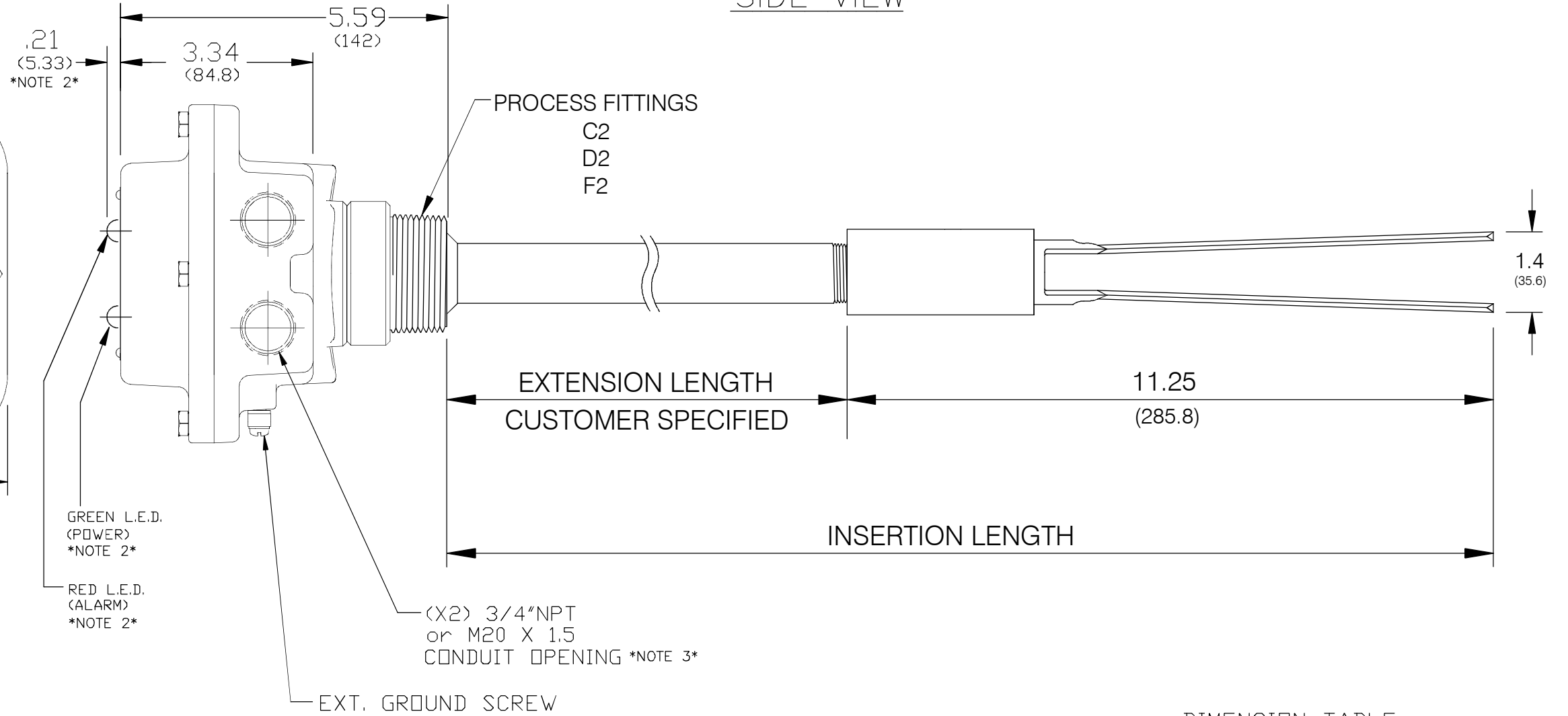


TOP VIEW



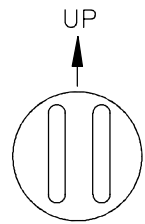
SIDE VIEW



DIMENSION TABLE

PROCESS FITTING	C2	D2	F2
MOUNTING THREAD	1-1/4"	1-1/2"	BSP 1-1/2"

OUTLINE DWG FOR LPII PIPE EXTENDED WELDED UNIT with C2, D2, & F2 PROCESS FITTINGS



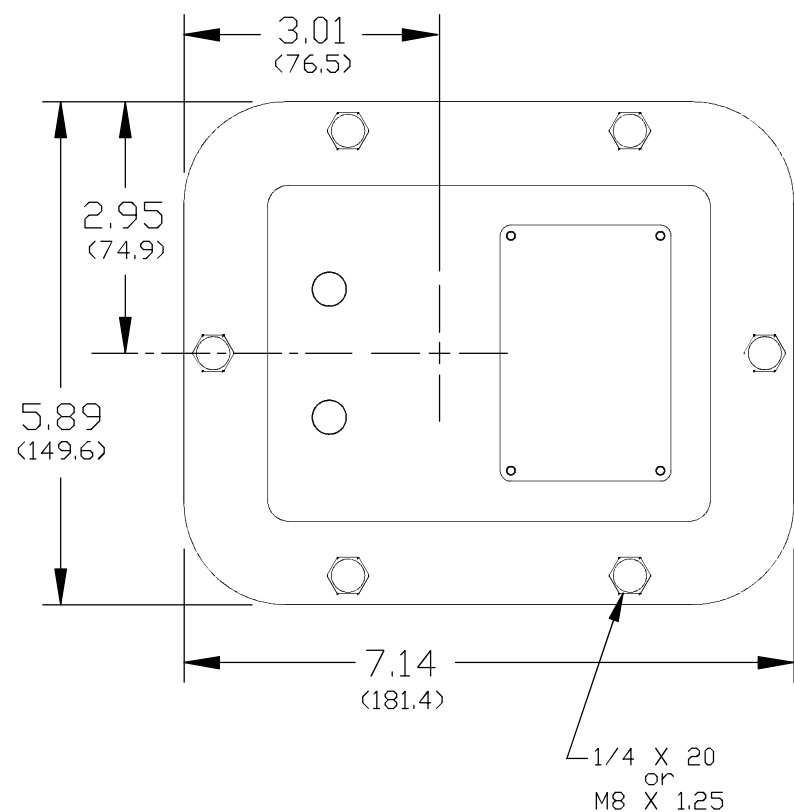
DETAIL A
END VIEW OF FORK SHOWING ORIENTATION OF TINES (HORIZONTAL INSTALLATION)

- *NOTE*
- 1-INSTALL FORKS WITH OPENING BETWEEN TINES ALIGNED WITH CONDUIT HOLES IN FRAME AS SHOWN.
 - 2-STANDARD AND REMOTE FORKS WILL NOT HAVE LIGHTS. ONLY ADVANCED UNITS WILL HAVE LIGHTS.
 - 3-FOR HORIZONTAL MOUNTING, CONDUIT OPENINGS MUST FACE DOWNWARDS AND INCLUDE DRIPLOOP.

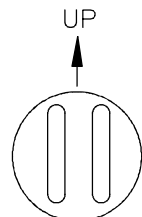
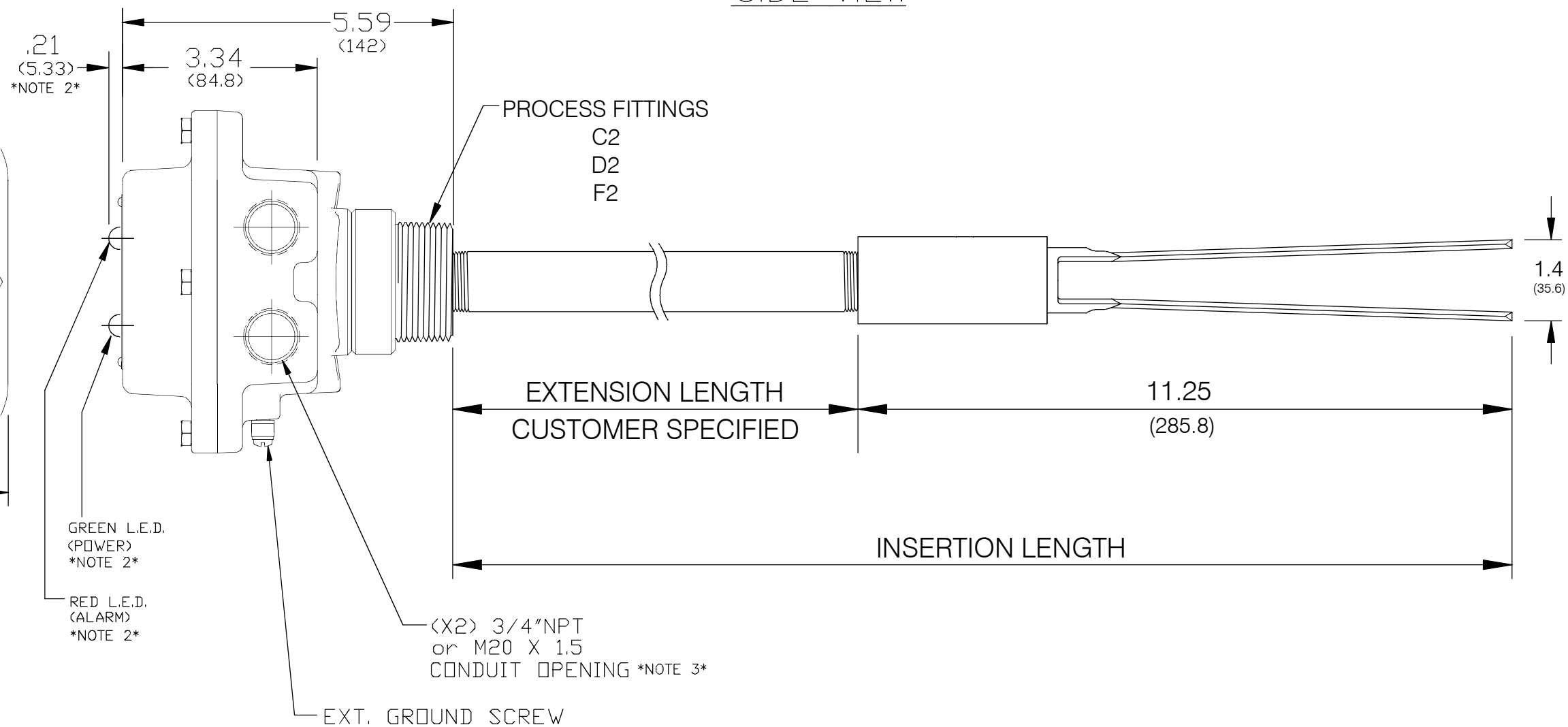
DO NOT SCALE. DIMENSIONS ARE IN INCHES. BRACKETED DIMENSIONS ARE IN MILLIMETERS.

 150 VENTURE BLVD. SPARTANBURG, SC 29306	TITLE	OUTLINE DWG FOR LPII PIPE EXTENDED UNIT		SCALE	NONE
	FILE	LVP280020	REF	SIZE	B
UNSPECIFIED TOLERANCES DECIMALS: XX ±.01 XXX ±.005 ANGLES: ±1/2° DEBURR & BREAK EDGES .005 Ⓢ = CRITICAL DIM. OR NOTE	MATERIAL	PART		SHEET	1 of 2
A INIT. RELEASE	13-533	SE	12-4-13	LVP280020	
REVISIONS	ECN #	DRAWN BY	APP'D BY		
		DATE	DATE		

TOP VIEW



SIDE VIEW



DETAIL A

END VIEW OF FORK SHOWING
ORIENTATION OF TINES
(HORIZONTAL INSTALLATION)

NOTE

- 1-INSTALL FORKS WITH OPENING BETWEEN TINES
ALIGNED WITH CONDUIT HOLES IN FRAME AS SHOWN.
- 2-STANDARD AND REMOTE FORKS WILL NOT HAVE LIGHTS.
ONLY ADVANCED UNITS WILL HAVE LIGHTS.
- 3-FOR HORIZONTAL MOUNTING, CONDUIT OPENINGS MUST
FACE DOWNWARDS AND INCLUDE DRIPLOOP.

DIMENSION TABLE

PROCESS FITTING	C2	D2	F2
MOUNTING THREAD	1-1/4"	1-1/2"	BSP 1-1/2"

OUTLINE DWG FOR LPII PIPE EXTENDED THREADED
UNIT with C2, D2, & F2
PROCESS FITTINGS

DO NOT SCALE. DIMENSIONS ARE IN INCHES.
BRACKETED DIMENSIONS ARE IN MILLIMETERS.